

570 Series – Modular Panic Exit Solutions

Briton 570 panic exit devices have been designed to offer modular solutions for mid to high end specification, providing a combination of style, safety and optimum security. The low projection touch bar device can be used independently to provide single point latching or with additional optional modular locking elements to provide multi-point latching.

The Briton 570 Series is a technologically advanced system and with proven performance and reliability it is suitable for all heavy traffic applications.



Primary options

The modular nature of the Briton 570 Series requires a number of options to be selected. Options include:

- Select optional pullman latch kits for top/bottom/side and intermediate latch positions for multi-point latching
- 571.EL unit available with electric latch retraction for use with access control for external access (see page 160)
- 570 also available to operate mortice nightlatch
- Available in a range of finishes – see page 174
- Optional hold-back and alarm functions

Principal Features & Benefits

- Robust construction
- Suitable for doors with a minimum clear opening width down to 500mm. This can be reduced to 350mm where side latches are not required.
- Unique assembly which reduces installation time by as much as 50%
- Easy-to-use self adhesive Accufit templates and backplates for panic devices and pullman latches
- Units can be cut down on-site to suit door width
- Patented Fast-Fix cable system replaces conventional vertical rods connecting operating units and pullman latches
- Fine adjustments of the cable system are possible in-situ for maximum accuracy during installation
- Quick and simple snap on covers



Touch bar

At the heart of the system is the low projection Touch Bar activation device. Each device can be used on its own to provide single point latching or with the addition of universal pullman latches for multi-point latching.

Pullman latch kits



Pullman latches provide a smooth and quiet closing action, ideal for interconnecting doors in highly populated areas.

Available as top/bottom or side acting latches where installation of the striker to the floor is not practical.

In all cases the pullman latch is connected to the Touch bar activation device using a stainless steel cable which is fully concealed beneath extruded cover channels.



Additional side pullman latches (right) can be added to the system. These can be used at any position above or below the activation device to produce 4 point latching on a single door.



A - Top Pullman



B - Upper Side Pullman



C - Bottom Pullman



D - Lower Side Pullman

Security

The anti-thrust device in the latch and pullmans prevents unauthorised retraction of the latches. This provides a high level of security from outside particularly when combined with multi-point latching.

Testing & Certification

CE marked to EN1125 (AAA1588)

Fire tested to EN1634 on timber doors to achieve a 2 hour fire rating.

Full Declaration of Performance available from our website at:

www.britondops.co.uk



What's in the box?

- Touch bar panic operator
- Accufit template and mounting backplate
- Standard strike plate for single rim latch
- Fixing pack
- Installation instructions

** Pullman latch kits are to be ordered separately

570 Series – Modular Touch Bar Exit Solutions



571.1 and 571.2
One Point Latching



571 + 574.V
Two*/Three Point Latching
* central latch can be disabled during installation



571 + 574.S
Two*/Three Point Latching
* central latch can be disabled during installation



571 + 574.VS.R (handed)
Two*/Three Point Latching
* central latch can be disabled during installation



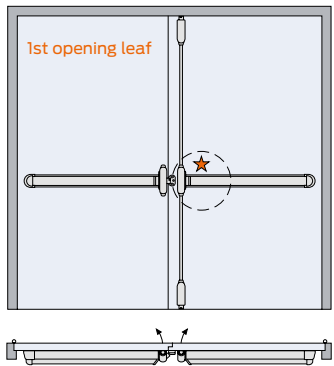
Briton 574.AS additional side pullman latches can be added to any of the systems to provide an additional latching point.



A range of components is available to provide additional functionality to the Briton 570 Series. Refer to page 163 for further details.

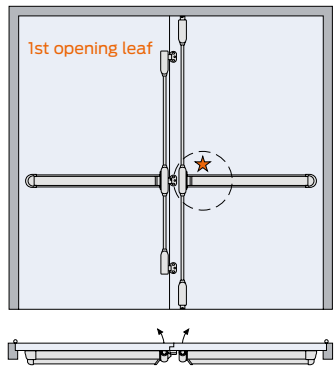
Briton 570 Series - Double door applications

3 point latching - rebated doors



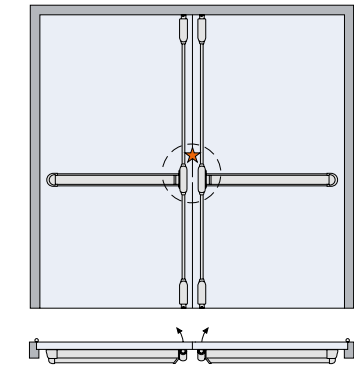
| Part No. | Part No. |
|-------------|--------------|
| Briton 571* | Briton 571* |
| | Briton 574.V |

5 point latching - rebated doors



| Part No. | Part No. |
|--------------|--------------|
| Briton 571* | Briton 571* |
| Briton 574.S | Briton 574.V |

4 point latching - non rebated doors



| Part No. | Part No. |
|--------------|--------------|
| Briton 571* | Briton 571* |
| Briton 574.V | Briton 574.V |

* Specify 571.1 for 1200mm wide and 571.2 for 840mm wide doors

Finishes

Briton 570 exit hardware is available in a choice of finishes with options for the push bar and optional pullman latch kits. Please see page 174 for further information.



Outside Access

A series of outside access devices is available for use with any of the Briton 570 Series exit devices. They provide a simple means of accessing the door from the outside by cylinder or digital push button code lock. Please see page 175 for detailed information.



573.N - Touch Bar Exit Solution with Mortice Nightlatch



573.N.1 and 573.N.2

Mortice Nightlatch

Briton 573.N is a touch bar panic exit operator designed specifically for use with the mortice nightlatch supplied.

Features & Benefits

- Fully compliant with EN 1125 and CE marked
- Supplied with cylinder mortice nightlatch with anti-thrust feature to prevent manipulation of the latch when the door is closed
- Nightlatch accepts euro profile or oval profile cylinders (not supplied)
- Complete with steel box striker
- Alarm micro switch option available
- Reversible on site for left or right hand doors
- Touch bar and vertical cable covers can be cut on site to suit door width and height
- Grip function on touch bar to allow the door to be pulled closed
- Touch bar device is available in 2 lengths to suit doors up to 840mm and 1200mm wide
- Suitable for doors with a minimum clear opening width down to 500mm. This can be reduced to 350mm where side latches are not required

571.EL - Electromechanical Exit Device

The Briton 571 EL electronic panic exit device combines the mechanical features and benefits of the standard 570 Series touch bar panic exit hardware with electronic motorised control.

It presents innovative methods for opening doors, selecting access rights, providing open control, freedom and flexibility, including hierarchical authority and timings.

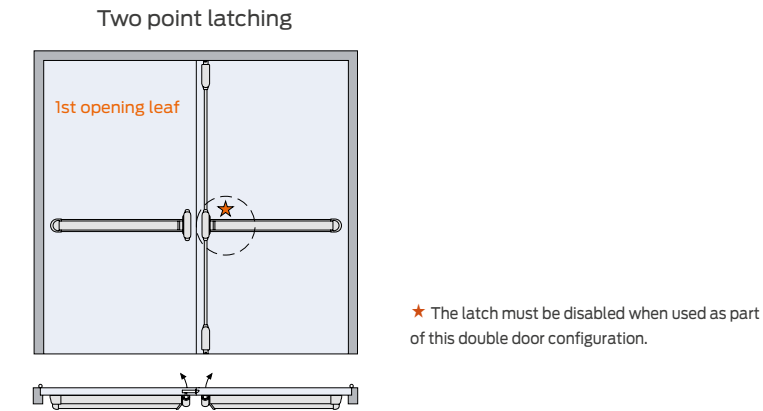


Features & Benefits

- Fully compliant with EN 1125 and CE marked
- Non handed
- Suitable for doors from 1200 mm to 600 mm (with the same device)
- Suitable for use also with existing access control system
- Warning buzzer
- Timed latch withdrawal after opening, adjustable from 3 to 30 second
- Electronic dogging possible
- Protective anti-bacterial coating applied



Briton 573.N - Double door applications



| Part No. | Part No. |
|---------------------------|-----------------------|
| Briton 573.N.1 or 573.N.2 | Briton 571.1 or 571.2 |
| | Briton 574.V |

Specify 573.N.1 for 1200mm wide or 573.N.2 for 840mm wide doors

The Briton 571 EL electronic panic exit device can be integrated with a wide range of electronic access control systems including the SimonsVoss and CISA access control options. This provides convenient and controlled access from the outside by pin code or contactless proximity reader, transforming emergency exit doors into effective "smart" entrances.

It is ideal for high footfall buildings such as schools, offices and hospitals, where many employee and staff entrances will also be one of the fire exits the building.

Technical Features

- Low power usage
- Power supply AC 12-20V (50/60 Hz), DC 12-24V
- Absorbed current (max) 1.5 A (12Vdc)
- Absorbed current (stand by, OUT1-OUT2 not connected) 5mA (12Vdc)
- Length of connecting cable 4 m
- Degree of protection IP20
- Operating temperature: -10 - +50°C
- Recommended power supply equal to or above 15 VA (not provided)



570 Series – Modular Push Bar Exit Solutions

| Device Type | 571.1 & 571.2 | 573.N.1 & 573.N.2 | 571.EL | 574.V | 574.S | 574.VS.L | 574.VS.R | 574.AS |
|--|---------------|-------------------|-------------|-------|-------|----------|----------|--------|
| Panic exit device to EN 1125 | ■ | ■ | ■ | | | | | |
| Suitable for use with pullman latch kits | ■ | | ■ | | | | | |
| Single point latching | ■ | ■ | ■ | | | | | |
| Min./Max. door width (mm) | 500 1300 | 500 1300 | 500 1300 | n/a | n/a | n/a | n/a | n/a |
| Max. door height (mm) | n/a | n/a | n/a | 2500 | n/a | 2500 | 2500 | n/a |
| Pullman latch kit top/bottom | | | | ■ | | | | |
| Pullman latch kit side acting | | | | | ■ | | | ■ |
| Pullman latch kit - combination top/side | | | | | | ■ | ■ | |
| Features | | | | | | | | |
| Motorised latch retraction | | | ■ | | | | | |
| Mortice nightlatch operation | | ■ | | | | | | |
| Touch bar/push bar cut on-site | ■ | ■ | ■ | | | | | |
| Fast-Fix cable system | | | | ■ | ■ | ■ | ■ | ■ |
| Vertical cable cover cut on-site | | | | ■ | ■ | ■ | ■ | ■ |
| Self handed | ■ | ■ | ■ | ■ | ■ | | | ■ |
| Handed - specify when ordering | | | | | | ■ | ■ | |
| Alarmed (accessory) | □ | | □ | | | | | |
| Dogged hold-open facility (accessory) | □ | | □ | | | | | |
| CE Classification | | | | | | | | |
| 377B1422BA | ■ | ■ | ■ | | | | | |

Construction

The main and end casings are steel components, mounted on a steel chassis and covered by a precision zinc die-cast cover.

The steel latch is activated by an extruded aluminium touch bar enclosed in an extruded aluminium channel.

Locking kits (574.V/574.S/574.VS/574.AS)

The locking points are constructed of steel components mounted on a steel chassis incorporating a steel latch. Connection to the push bar or touch bar device is via an adjustable stainless steel cable concealed by an extruded aluminium cover.

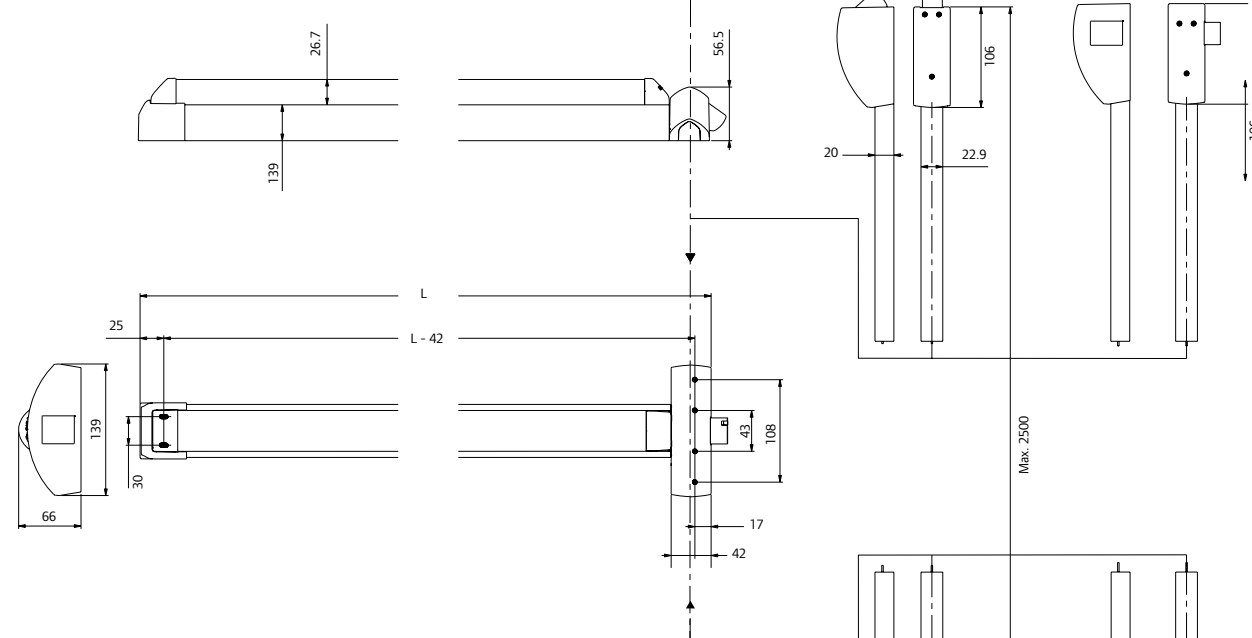
Fixing/installation

These surface mounted devices come complete with easy to follow pictorial fixing instructions. Self adhesive Accufit templates ensure accurate installation of backplates for mounting the operating mechanism and pullman latches. Mechanisms are clamped onto the backplates. Flexible steel cables connecting the operating mechanism to the pullman latches require no measuring and adjustment screws in the main unit allow for fine adjustments. Clip on covers to the main unit and pullmans complete the installation.

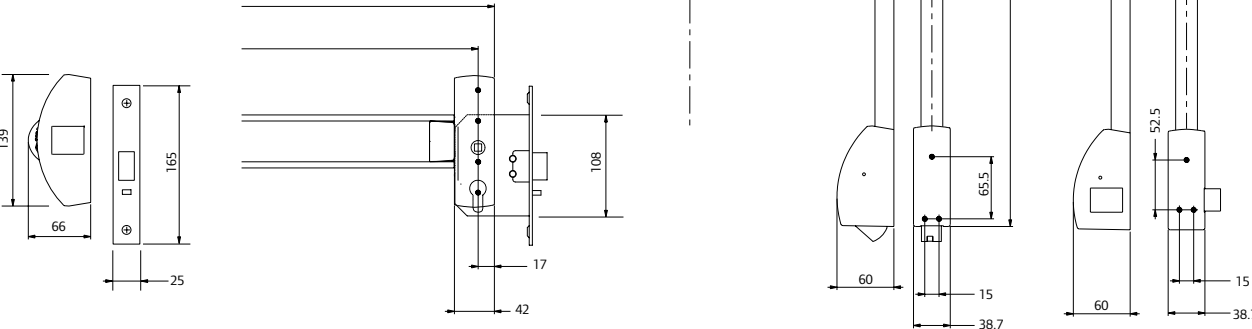
The devices are supplied with adjustable strikers with packers to ensure continued optimum performance.

Fixing and maintenance instructions must be passed on to the user upon completion of installation.

Briton 571 and 571 EL



Briton 573.N



all dimensions are in mm

| Product Ref: | Description | Finishes |
|--------------|---|----------------------|
| 571.1 | Touch bar exit device for doors from 840 to 1200mm wide | |
| 571.2 | Touch bar exit device for doors from 500 to 840mm wide | |
| 573.N.1 | Touch bar exit device with mortice nightlatch - for doors from 840 to 1200mm wide | SE; SES; SS; PS; PB; |
| 573.N.2 | Touch bar exit device with mortice nightlatch - for doors from 500 to 840mm wide | |
| 571.EL.1 | Touch bar exit device with motorised latch retraction for doors from 840 to 1200mm wide | |
| 571.EL.2 | Touch bar exit device with motorised latch retraction for doors from 500 to 840mm wide | |
| 574.S | Pullman latch kit with upper and lower side acting latches - suit left and right hand doors | |
| 574.VS.L | Pullman latch kit with one top and one lower side acting latch - left hand | SE; BM |
| 574.VS.R | Pullman latch kit with one top and one lower side acting latch - right hand | |
| 574.V | Pullman latch kit with upper and lower vertical acting latches - suit left and right hand doors | |
| 574.AS | Additional side acting pullman latch kit - can be inserted above or below the exit device | |

570 Series – Accessories

Access Control Accessories - For Briton 571.EL only
The Briton 571 EL can be used in conjunction with CISA and SimonsVoss access control systems with the PinCode keypad, transponder or card reader as the electronic key.

SV.MK.TRA.PINCODE

MobileKey PinCode Keypad



SV.MK.SREL2.ZK.G2.W

MobileKey Digital SmartRelay



06525-75-0

CISA Access Control Keypad



SV.MK.TRA2.G2

Transponder



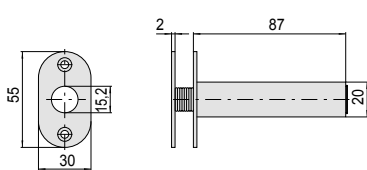
SV.MK.CD.STARTER.G2

MobileKey USB programming device



06515-00-0

CISA Concealed Door Spring



Briton 576.RE

The top rod extension kit is designed for use on doors that require the push bar to be in a lower position e.g schools. It can also be used on doors up to 3350mm high, however doors over 2500mm high are outside the scope of EN 1125.

Finish: silver or matt black



Alarm switch kits

Allow standard models to be connected to electronic audio/visual alarm or door control systems giving immediate notification when the panic device is operated.

The switch is mounted in the end box of the standard panic operator.



576.AK

Alarm switch kit for all Briton 570 Series devices

Dogging device (hold-open) kits

These units allow standard models to be upgraded to permit free access when required.

The manual hold-open function is operated by a key and holds all latches in the withdrawn position.



576.DK

Dogging device kit (not suitable for Briton 573.N)



Briton 574.STE

Easy clean socket for use with lower pullman

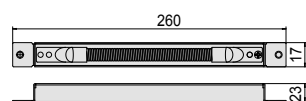


Briton 574.STP

Adjustable strike for use with top or side pullmans fitted to PVCu frames with a projection of 14 - 24mm.


06515-15-0

CISA Concealed Door Loop - 260mm



06515-20-0

CISA Door Loop - 300mm



06515-21-0

CISA Door Loop - 600mm

| Product Ref: | Accessories | Finishes |
|---------------------|---|----------|
| 576.RE | Extension for top pullman to suit doors up to 3350mm (not covered by CE) - for all 570 Series | SE: BM |
| 576.AK | Alarm kit for Briton 570 touch bar device - for all 570 Series | n/a |
| 576.DK | Dogging kit to hold the latch(es) in the retracted position - not suitable for 573.N | SE: BM |
| 574.STE | Easy clean floor socket for bottom pullman - for all 570 Series | BM |
| 574.STP | Strike for use with PVCu frames - suits top or side pullan latches - for all 570 Series | BM |
| SV.MK.CD.STARTER.G2 | MobileKey USB programming - For use with Briton 571.EL units only | |
| SV.MK.TRA.PINCODE | MobileKey PinCode keypad - For use with Briton 571.EL units only | |
| SV.MK.TRA2.G2 | MobileKey transponder - For use with Briton 571.EL units only | |
| SV.MK.SREL2.ZK.G2.W | MobileKey Digital SmartRelay - For use with Briton 571.EL units only | |
| 06515-00-0 | Access control keypad - For use with Briton 571.EL units only | |
| 06515-15-0 | Concealed door spring | |
| 06515-20-0 | Concealed door loop to transfer power cable from 571.EL to door frame | |
| 06515-21-0 | Surface door loop (300mm) to transfer power cable from 571.EL to door frame | |
| 06525-75-0 | Surface door loop (600mm) to transfer power cable from 571.EL to door frame | |