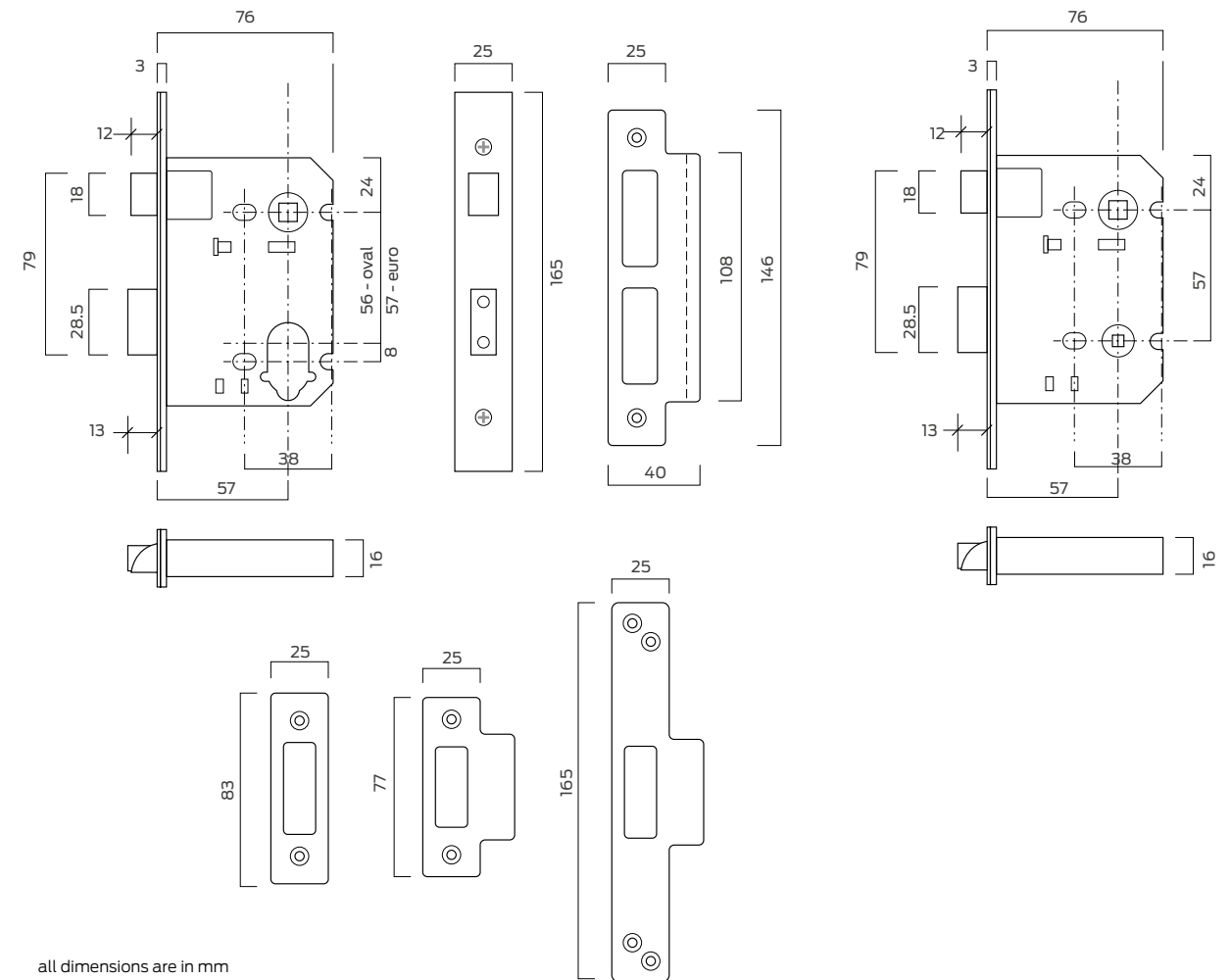





5200 Series - Dual Profile Mortice Lockcases (Level 3)



all dimensions are in mm

The Briton 5200 Series is a contract quality, mortice lockcase range which can be used with euro profile or oval profile cylinders. The Series offers the most common range of lock functions. Performance Level 3.

Features & Benefits

- A Grade 304 stainless steel forend cover plate and strike
- B 57mm backset and 57mm centres
- C Dimensionally co-ordinated across the range of lock functions
- D Unique X-Tension feature allows the follower spring tension to be adjusted to suit the weight of lever furniture and to eliminate lever 'droop'
- E Quick reversible latch without the need to dismantle the lockcase
- F Dual profile can be used with euro profile or oval profile cylinders (by the removal of plates)
- G Single throw deadbolt with hardened steel rotating pins to protect from sawing
- H Suitable for bolt through furniture fixings at 38mm centres
- J Available with square or radius forend and strike

Options

Radiused and square forends are available. Add suffix .R or .S to the product code
Supplied with matching strike plate

Finishes

Satin stainless steel and polished brass.

Testing & Certification

CE marked to EN12209
Fire tested to EN1634 on timber doors to achieve a 90 minute fire rating, and 4 hour for steel doors.
Please note, when installing this product to a fire resisting timber door the lock must be fitted in conjunction with the intumescent protection to ensure the integrity of the door is maintained in a fire situation.
96 hour corrosion resistance.

Full Declaration of Performance available from our website at:
www.doorhardware-online.co.uk





5200 Series – Euro Profile Mortice Lockcases (Level 3)

5200 Series – Rebate Kits



Deadlock - 5210

- Euro profile cylinder deadlock.
- For use on doors without lever furniture.
- 13mm deadbolt is thrown with a single turn of the cylinder*.



Sashlock - 5220

- Euro profile cylinder sashlock.
- For lockable doors with lever handles to retract latch.
- 13mm single throw deadbolt*.



Bathroom Lock - 5230

- Bathroom sashlock.
- For use on bathroom doors and those requiring a privacy function.
- Latch retracted by lever handles
- 13mm throw deadbolt thrown by thumbturn & emergency release (5mm turn follower).



* Deadbolt can be withdrawn from one side or both sides depending on the type of cylinder selected.



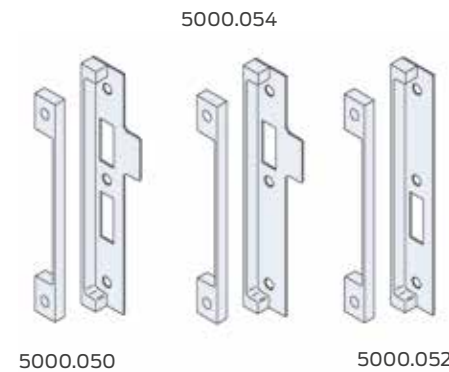
Latch - 5240

- Mortice latch.
- Suitable for doors which do not require locking function.
- Lever operation of latchbolt only.



Nightlatch - 5250

- Cylinder nightlatch with hold-back function.
- Lever operation from inside to withdraw latchbolt.
- Cylinder operation from outside to withdraw latchbolt. Snib on forend operates hold-back function.
- Available with square forend only.



Product Ref:	To Suit Lockcases	Rebate Size	Finishes
5000.050	5220 & 5230	12.5mm	SS
5000.051	5220 & 5230	25mm	SS
5000.052	5240	12.5mm	SS
5000.053	5240	25mm	SS
5000.054	5210	12.5mm	SS
5000.055	5210	25mm	SS
5000.056	5250	12.5mm	SS; PB
5000.057	5250	25mm	SS; PB

Features

- Silver anodised aluminium rebate kits with stainless steel or polished brass strike plate
- Replaces the standard strike plate supplied with the lockcase
- Suits locks with square forend only
- Pack contains 1 off each - aluminium strike packer, aluminium lock packer, stainless steel strike plate, screw pack

Please note: All rebate kits must be ordered separately to suit the lockcase being fitted.

Product Ref:	Function/description	CE Classification
5210	Euro profile cylinder deadlock	3X810F2BA00
5220	Euro profile cylinder sashlock	3X810F2BA20
5230	Bathroom lock - 8mm bathroom turn follower	3X810F-B020
5240	Latch	3X810F-B020
5250	Nightlatch - with hold-back function	not CE marked

Add suffix .R or .S to product code for Radiused or Square forend and strike plate