




2100 Series - Severe Duty Closers (Level 5-3)

The Briton 2100 Series of door controls has been created to offer a comprehensive package of solutions to suit any door closing application.

This combination of engineering quality and good looks creates a truly versatile architectural solution for any severe or heavy duty application.

Briton 2130B closer with 'S' cover (now obsolete) in SE finish



A large number of options are available within the Briton 2100 Series including projecting arm, slide track and electromagnetic hold-open versions, all of which are available with 3 all-over cover options in a range of finishes.

Adjustments: **1** - Closing power; **2** - Closing speed; **3** - Latch action; **4** - Backcheck

Easy installation, superior performance

Principal Features & Benefits

- A Cast iron body providing high levels of durability and long life performance
- B Hardened steel rack & pinion mechanism with needle roller bearings for exceptionally smooth and efficient operation and high levels of durability
- C Silicon chrome alloy steel springs for superior strength and reliability.
- D High quality hydraulic fluid with built-in temperature compensation ensures reliable performance without the need for seasonal adjustment
- E Pre-assembled arm and bracket simplifies assembly, increasing speed and accuracy of installation
- F Quick release arm allows the closer to be disconnected and reconnected without altering the arm geometry. It also allows the bracket to be fixed without being under tension from the closer
- G Unique self-adhesive 'Accufit' installation template and mounting plate with dowel fixings to position the closer body ensures a quick, simple and accurate installation.
- H 3 all over cover options conceal all fixings and adjustment screws to prevent tampering
- J Cover options in a range of architectural finishes with matching armset
- K Bracket and armset suitable for mounting in Fig.1, Fig.61 and Fig.66 as standard (projecting armset variants)

Installation made quick and easy

The Accufit System was developed with installers to facilitate accurate fitting and save time in installation. The Accufit System on the Briton 2100 Series has a self adhesive template, mounting bracket and pre-assembled arm that enables the door closer to be fitted quickly and accurately, greatly enhancing the life of the product.



Installation made quick and easy

The efficiency and durability of an overhead door control is greatly improved by accurate installation. The Briton 2100 Series is supplied with the Accufit self adhesive template which not only speeds up the installation process but provides a means of accurately aligning the closer and track on the door and frame.



Testing & Certification

CE marked to EN1154 - AD0031 (Briton 2130B)
- AD0032 (Briton 2130B.T)
CE marked to EN1155 for electromagnetic variants
Fire tested to EN1634 on timber doors to achieve a 2 hour fire rating, and 1 hour for metal doors (when used with Classic cover).
Certifire Approved CF111

Full Declaration of Performance available from our website at:

www.doorhardware-online.co.uk

What's in the box?

- Closer Body
- Body Cover
- Armset and Bracket
- Fixing Pack
- Accufit template and backplate
- Installation Instructions



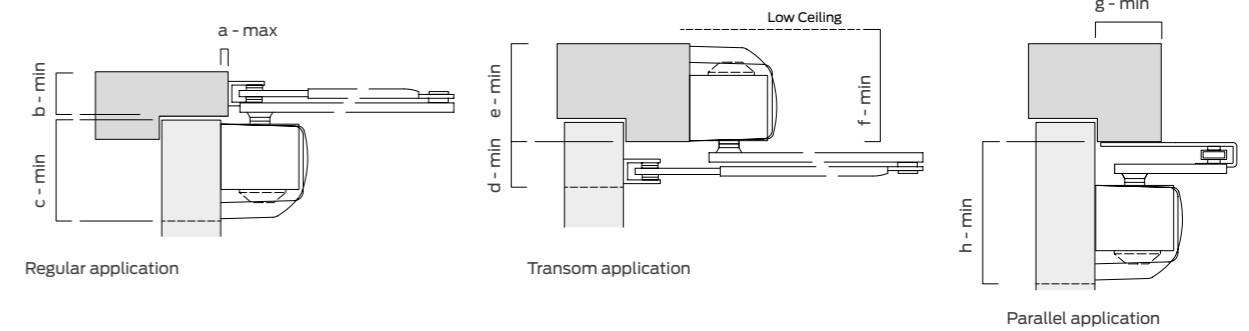
2100 Series - Electromagnetic Hold-open

2100 Series Installation Parameters

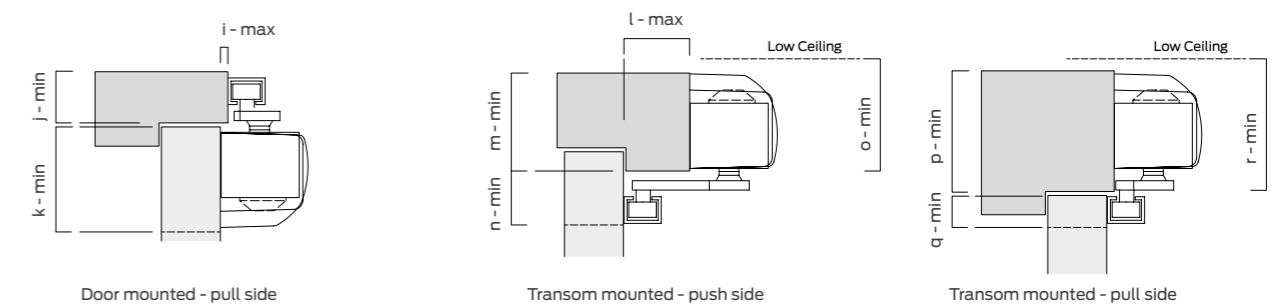


The electromechanical Briton 2130B.TE closer houses an electromagnet in the slide track that is designed to hold the door open during normal use and is connected to the building fire alarm system. On sounding the fire alarm, or in the event of power failure, the electromagnet is deactivated and releases the door closer mechanism to close the door in the normal controlled manner. It is particularly suited for use in areas where a standard door closer could be inconvenient or would impede the flow of people in medium or high traffic applications such as a cinema foyer or hospital corridor. The use of electromagnetic hold-open door controls is recommended in applications which are designed to meet the levels of accessibility called for in Approved Document M Access to and use of buildings.

Closers with projecting arms (all cover options shown)



Closers with track arms (all cover options shown)



all dimensions are in mm

Power requirements

The closer power requirements are 24V DC, 90mA nominal. Transformers and relay interfaced to the fire alarm system can also be supplied to link the electricity supply and the fire alarm system.

Features of the Briton 2130B.TE closer

- Fully compliant with EN 1155.
- Satisfies the requirements of Approved Document M Access to and use of buildings
- Fail safe electronics guarantee door release in the event of a fire or power failure.
- Track mounted 24v DC electromagnet with an effective and reliable holding force.
- Manual override allows the door to be pulled closed at any time.
- On-board test switch simulates fire condition to check operation.
- Fully adjustable hold-open angle from 85° to 110°.
- 24v transformer/rectifier available.

closer ref.	body cover	a	b	c	d	e	f	g	h
		C	7	28(41)	55	28(42)	50	68	44
2130B	L	7	28(41)	78	30(43)	55	78	44	117(130)
2130BD	S	7	28(41)	78	30(43)	55	78	44	117(130)

Figures in brackets refer to dimensions when used with mechanical hold-open armsets

closer ref.	body cover	i	j	k	l	m	n	o	p	q	r
		C	12	41	78	76	55	45	78	75	22
2130B.T	L	12	41	78	76	55	45	78	75	22	95
2130B.TE	S	12	41	78	76	55	45	78	75	22	95



Mechanical hold-open armset option (2130)



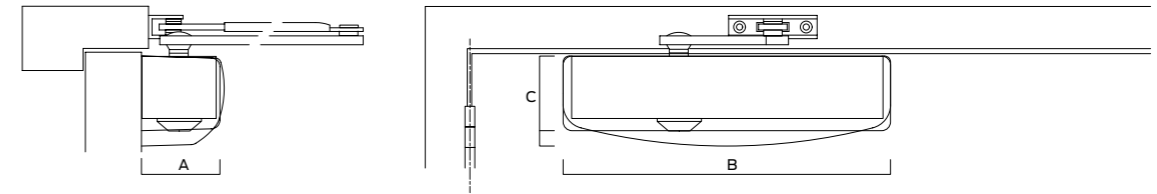
2100 Series - Quick Selector

Product features					
EN Closer size	max. door size [width - weight]	2130B	2130BD	2130B.T	2130B.TE
1	750mm - 20kg				
2	850mm - 40kg	■	■	■	
3	950mm - 60kg	■	■	■	■
4	1100mm - 80kg	■	■	■	■
5	1250mm - 100kg	■	■		
6	1400mm - 120kg	■	■		
CE marked		■	N/A	■	■
Variable closing power EN size		2 - 6	2 - 6	2 - 4	3 - 4
Power adjustment by spring or template		spring	spring	spring	spring
Accufit template & Accufit mounting plate		■	■	■	■
Max. angle of opening (controlled closing)		180°	180°	180°	110°
Adjustable closing speed & latch action		■	■	■	■
Adjustable backcheck		■	■	■	■
Adjustable delayed action			■		
Tri-pack armset (projecting arm closers)		■	■		
Slide channel and arm				■	■
Mechanical hold-open facility		□	□		
Electro-magnetic hold-open facility					■
Cover variants available (C; L; S)		C/L/S	C/L/S	C/L/S	C/L/S
Finishes					
Guarantee period		10yrs	10yrs	10yrs	10yrs/2yrs
CE Classification		4 82-6113	4 82-6 013	4 82-4113	3 83-4113

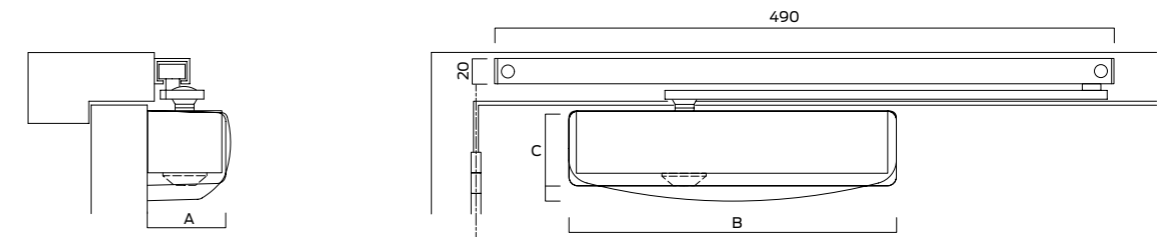
■ Feature as standard □ Available as a variant (e.g 2130B.H / 2130BD.H) cover options as above

Product Ref:	Description	Cover Option	Finishes
2130B.C	Projecting arm closer - spring adjustable EN 2 - 6 - with backcheck	C cover	
2130B.L	Projecting arm closer - spring adjustable EN 2 - 6 - with backcheck	L cover	
2130B.S	Projecting arm closer - spring adjustable EN 2 - 6 - with backcheck	S cover	
2130BD.C	Projecting arm closer - spring adjustable EN 2 - 6 - with backcheck & delayed action	C cover	
2130BD.L	Projecting arm closer - spring adjustable EN 2 - 6 - with backcheck & delayed action	L cover	
2130BD.S	Projecting arm closer - spring adjustable EN 2 - 6 - with backcheck & delayed action	S cover	
2130B.T.C	Track arm closer - spring adjustable EN 2 - 4 - with backcheck	C cover	
2130B.T.L	Track arm closer - spring adjustable EN 2 - 4 - with backcheck	L cover	
2130B.T.S	Track arm closer - spring adjustable EN 2 - 4 - with backcheck	S cover	
2130B.TE.C	Track arm electromag hold-open closer - spring adjustable EN 3 - 4 - with backcheck	C cover	
2130B.TE.L	Track arm electromag hold-open closer - spring adjustable EN 3 - 4 - with backcheck	L cover	
2130B.TE.S	Track arm electromag hold-open closer - spring adjustable EN 3 - 4 - with backcheck	S cover	

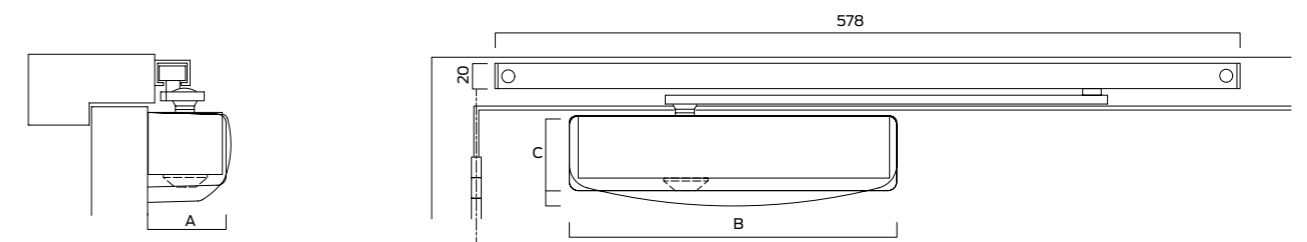
Closer with projecting arm and L, S or C cover



Closer with track arm and L, S or C cover



Closer with electro-magnetic track arm and L, S or C cover



all dimensions are in mm

Product Ref:	Accessories & Parts	Finishes
2130.AP	Arm pack for 2130B and 2130BD	BM; SE; SS; PB
2130.APH	Hold-open arm pack for 2130B and 2130BD	SE; GE
2130.BP	Bracket pack for 2130B and 2130BD	N/A
2130.FP.ZP	Fixing pack	SV
2130.H.BRK66	Fig. 66 hold-open bracket pack for 2130B	SE
2130.T.AP	Track arm pack for 2130B and 2130BD	BM; SE; SS; PS
2130.T.FP	Track arm fixing pack	SV
2130.T.FPS	Security fixing pack	SV
2130.TE.AP	Electromagnetic track arm pack	SE; SS

closer ref.	cover	A	B	C
2130B	C	66	310	55
2130BD	L	62	318	74
2130B.T				
2130B.TE	S	71	318	76