

4200 Series - Contract Lever Furniture

The Briton Contract Series of door hardware is a compact range of lever furniture and accessories in the most popular designs. All items are available in satin stainless steel finish.



Features & Benefits

- All items manufactured in stainless steel Grade 304
- Levers are prefixed to sprung roses with push on covers in satin stainless steel
- M4 bolt through fixings and threaded bushes on lever furniture provide a strong bolt through fixing.
- Supplied with spindle and fixings as standard to suit doors 38 - 54mm thick
- Levers supplied with 8mm spindle
- Sprung roses 8mm thick with matching escutcheons

all dimensions are in mm

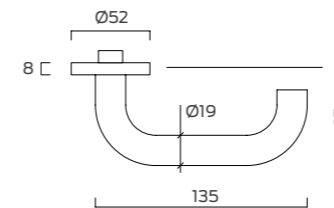
A compact range of contract quality door furniture in satin stainless steel



4201.19.SS

Return to door, Ø19mm round bar lever handle on rose with bolt through fixings at 38mm centres.

Conforms to dimensional recommendations of BS 8300.

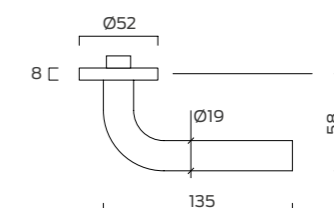


all dimensions are in mm



4203.19.SS

Straight Ø19mm round bar lever handle on rose with bolt through fixings at 38mm centres.



Testing & Certification

Tested to EN 1906 with Grade 3 Category of Use
 Tested to EN 1906 with Grade 7 Durability (200,000 cycles)
 Tested to EN 1673 with Grade 3 Corrosion Resistance
 Fire tested to EN1634 on timber doors to achieve a 2 hour fire rating, and 4 hour for metal doors.
 Full Declaration of Performance available from our website at:
www.doorhardware-online.co.uk



What's in the box?

- Pair of levers on roses
- Push on rose covers
- 8mm spindle & bolt through fixings for 35 - 54mm doors
- Hexagon wrench

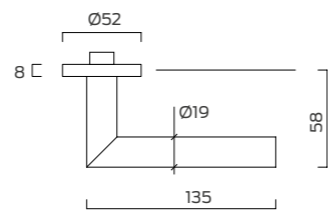
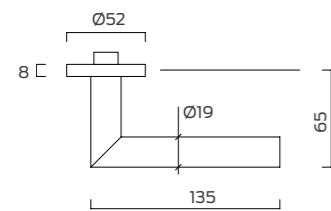
4200 Series - Contract Lever Furniture



4204.19.SS
Straight mitred, Ø19mm round bar lever handle on rose with bolt through fixings at 38mm centres.



4205.19.SS
Curved mitred Ø19mm round bar lever handle on rose with bolt through fixings at 38mm centres.



Ref: **4070**
Description: Domed floor mounted door stop for wood/concrete floors
Dimensions: Ø40 x 24mm



Product Ref:	4213.8.SS	4214.8.SS	4215.8.SS
Function:	Euro profile cylinder escutcheon	Lever key escutcheon	Blank escutcheon
Description:	Ø52 x 8mm with snap on cover. Supplied as pairs as standard. Bolt through fixings supplied as standard suitable for doors 44mm-54mm. Alternative fixings available.		



Product Ref:	4210	4211
Function:	Bathroom turn & indicator	Bathroom extended turn & indicator
Description:	Ø52 x 8mm with 5mm spindle and bolt through fixings for doors 38 - 44mm	

Product ref.	Description	Material Grade	Finish
4201.19.SS	Rose mounted lever handles - Ø19mm round bar return to door	304	.SS
4203.19.SS	Rose mounted lever handles - Ø19mm round bar straight	304	.SS
4204.19.SS	Rose mounted lever handles - Ø19mm straight mitred	304	.SS
4205.19.SS	Rose mounted lever handles - Ø19mm curved mitred	304	.SS
4213.8.SS	Euro profile cylinder escutcheon - pair	304	.SS
4214.8.SS	Lever key escutcheon - pair	316	.SS
4215.8.SS	Blank escutcheon - pair	304	.SS
4210.SS	Bathroom turn and indicator	304	.SS
4211.SS	Extended bathroom turn and indicator	304	.SS
4200.5.FP	5mm x 60mm spindle and adapter for lockcases with 8mm bathroom function followers	316	.SS
4070	Domed floor mounted door stop	316	.SS