

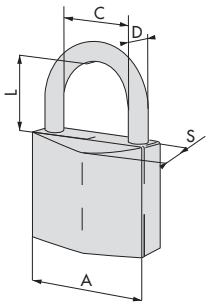
**Technical features:**

- Chrome-plated solid brass body
- Stainless steel shackle
- Shackle double-locking system

**Supplied as standard:**

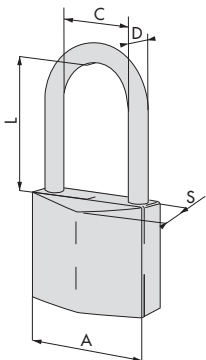
- 2 keys

Type	Description	Key item					Unit weight	Pieces	ITEM			
		A	C	D	L	S			Type	Dim.	Hand	Fin.



• Standard shackle

29	14,5	4,7	13,8	12,8	4	1 01040 03 1	0,085	12	1 21710 30 0
40	19,5	6,3	22,5	13,5	4	1 01040 03 1	0,153	12	1 21710 40 0
50	28,2	7,1	26,0	14,8	5	1 01040 04 1	0,233	6	1 21710 50 0
60	31,3	7,9	32,2	16,1	5	1 01040 04 1	0,326	6	1 21710 60 0



• Long shackle

40	19,5	6,3	40,0	13,5	4	1 01040 03 1	0,162	12	1 21711 40 0
----	------	-----	------	------	---	--------------	-------	----	--------------



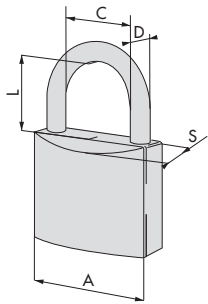
**Technical features:**

- Chrome-plated solid brass body
- Stainless steel shackle
- Shackle double-locking system
- CISA patented anti-tampering protection device for the bolts
- Picking resistant chrome-plated brass plate
- Art. 1.26020.50/60 with LIM patented key profile

**Supplied as standard:**

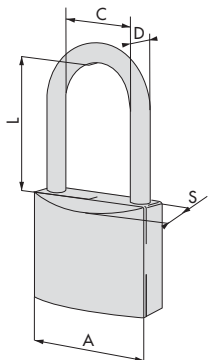
- 2 keys

Type	Description	Key item					Unit weight	Pieces	ITEM			
		A	C	D	L	S			Type	Dim.	Hand	Fin.



• Standard shackle

30	17,0	5,0	17,0	14,5	4	1 01430 00 1	0,098	12	1 26020 30 0
40	24,0	6,0	23,0	16,5	5	1 01410 00 1	0,175	12	1 26020 40 0
50	29,5	8,0	27,5	17,5	5	1 01310 10 1	0,295	6	1 26022 50 0
60	35,0	10,0	37,5	20,0	5	1 01310 10 1	0,462	6	1 26022 60 0



• Long shackle

40	24,0	6,0	40,0	16,5	5	1 01410 00 1	0,182	12	1 26021 40 0
----	------	-----	------	------	---	--------------	-------	----	--------------