

## 4700 Series

### 4700 Series Lever Plates

#### Introduction

The Briton 4700 Series of door hardware is a high quality, high specification range of lever and pull handle door furniture and accessories in satin stainless steel.

The range encompasses the complete hardware requirement of the large majority of doorsets.

#### Features & Functions

- Precision manufactured levers in stainless steel Grade 304
- Back to back fixing bolts and threaded bushes on lever furniture provide a strong bolt through fixing
- Supplied with spindle and fixings as standard to suit 44 - 54mm thick doors (alternative fixing pack available to suit 55 - 65mm)
- Spindle is fixed to the inside and the outside lever handle by "break thru" grub screws providing greater security and durability
- All lever handles achieve EN 1906 Grade 4, the highest grade of use within the standard
- Grub screw fixings on levers concealed from view on the underside
- Precision engineered levers are prefixed to the back plate by hi-tensile circlip
- Torx head fixings supplied with all plate mounted leversets to provide a high quality look and minimise tampering



4702BP.EC.22.140



4703.20.140



#### Certification

Tested and certified to EN 1906 Grade 4 Category of Use

Tested and certified to EN 1670 Grade 3 Corrosion Resistance

Fire tested to EN 1634-1 for use on fire doors up to 120 mins timber / 4hr steel  
[\* May be fitted to fully insulated steel based doorsets or uninsulated steel based doorsets where the closer is fitted to the fire risk face only].

Items marked with the wheelchair symbol meet the recommendations of BS 8300 for easy access.

Environmental Product Declaration in accordance with ISO 14025 and EN 15803

DoP available at [www.doorhardware-online.co.uk](http://www.doorhardware-online.co.uk)

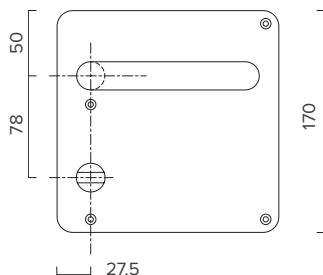
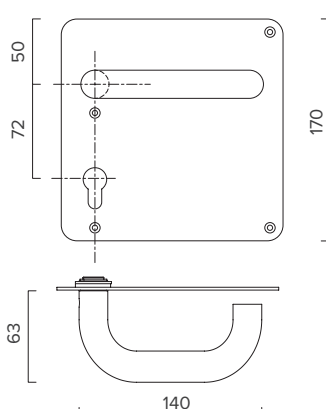
## Briton 4700 Series



Product Ref:	<b>4702BP.B.22.140</b>	<b>4702BP.EC.22.140</b>
Description:	Plate mounted Ø22mm lever handle Blank plate for use with latches	Plate mounted Ø22mm lever handle Backplate with cutout for euro profile cylinders for use with sashlocks
Dimensions:	170 x 170 x 2mm	170 x 170 x 2mm
Fixings:	Supplied as a pair with bolt through fixings and 8mm spindle suitable for doors 44 - 54mm *	



Product Ref:	<b>4702BP.WC.22.140.SS.L</b>	<b>4702BP.WC.22.140.SS.R</b>
Description:	Plate mounted Ø22mm lever handle Backplate with bathroom function turn with outside indicator and emergency release - Left Hand	Plate mounted Ø22mm lever handle Backplate with bathroom function turn with outside indicator and emergency release - Right Hand
Dimensions:	170 x 170 x 2mm	170 x 170 x 2mm
Fixings:	Supplied as a pair with bolt through fixings and 8mm spindles suitable for doors 44 - 54mm *	



All dimensions are in mm



Finishes

door hardware online  
authorized distributors of the  
**Briton** brand

Hambleton Avenue, DEVIZES, Wiltshire, SN10 2RT, United Kingdom | T: +44 (0)1380 720062 | E: britonsales@doorhardware-online.co.uk  
W: www.doorhardware-online.co.uk | VAT registration number: GB 771264821 | EORI registration number: GB 771264821000

## 4700 Series

### General Maintenance


#### Door Furniture

Door furniture, including lever handles require very little general maintenance.

Annually check for smooth operation and ensure the lever freely returns to the horizontal position. Ensure all fixings remain tight.

Annually check pull handles, bolts, door stops, signs and indicators paying particular attention to all fixings.

General cleaning procedures should be followed in accordance with the "Care of Finishes" on page 16 of the 'Service & Maintenance Guide'.



#### LEVER FURNITURE

Provided it has been installed correctly and is used in conjunction with a suitable lockcase, your lever furniture should require only occasional checking and cleaning. Highly finished items which are regularly handled should be checked more frequently and kept clean.

The operation of the lever handles should be checked in association with checking the lockcase (see lockcase data sheets).

#### MONTHLY

Check the lever furniture for dirt and grease and wipe clean as directed by the "Care of Finishes" on page 16 of the 'Service & Maintenance Guide'.



#### ANNUALLY

Check that all fixings are tight (this may mean removing the snap on covers of roses) and that the levers are properly aligned each side of the door. Make sure the levers are firmly seated in the rose/plate and tighten the grub screw fixing into the spindle if necessary.



Check the operation of the lever handles ensuring that they operate smoothly and return to the horizontal position at all times.



Check the operation of thumbturns and indicator/emergency releases on bathroom locks ensuring they operate the deadbolt smoothly.