

4700 Series

4700 Series Lever Furniture


Introduction

The Briton 4700 Series of door hardware is a high quality, high specification range of lever and pull handle door furniture and accessories in satin stainless steel.

The range encompasses the complete hardware requirement of the large majority of doorsets.

Features & Functions

- Precision manufactured levers in stainless steel Grade 304
- Back to back fixing bolts and threaded bushes on lever furniture provide a strong bolt through fixing
- Supplied with spindle and fixings as standard to suit 44 - 54mm thick doors (alternative fixing pack available to suit 55 - 65mm)
- Spindle is fixed to the inside and the outside lever handle by "break thru" grub screws providing greater security and durability
- All lever handles achieve EN 1906 Grade 4, the highest grade of use within the standard
- Grub screw fixings on levers concealed from view on the underside
- Unsprung slimline roses only 4mm thick
- Precision engineered levers are prefixed to the rose or plate inner by hi-tensile circlip
- Unique 'ClickFit' system provides a positive snap fit for pressed rose and escutcheon covers
- Torx head fixings supplied with all leversets and plate mounted levers provide a high quality look and minimise tampering



Certification

Tested and certified to EN 1906 Grade 4 Category of Use

Tested and certified to EN 1670 Grade 3 Corrosion Resistance

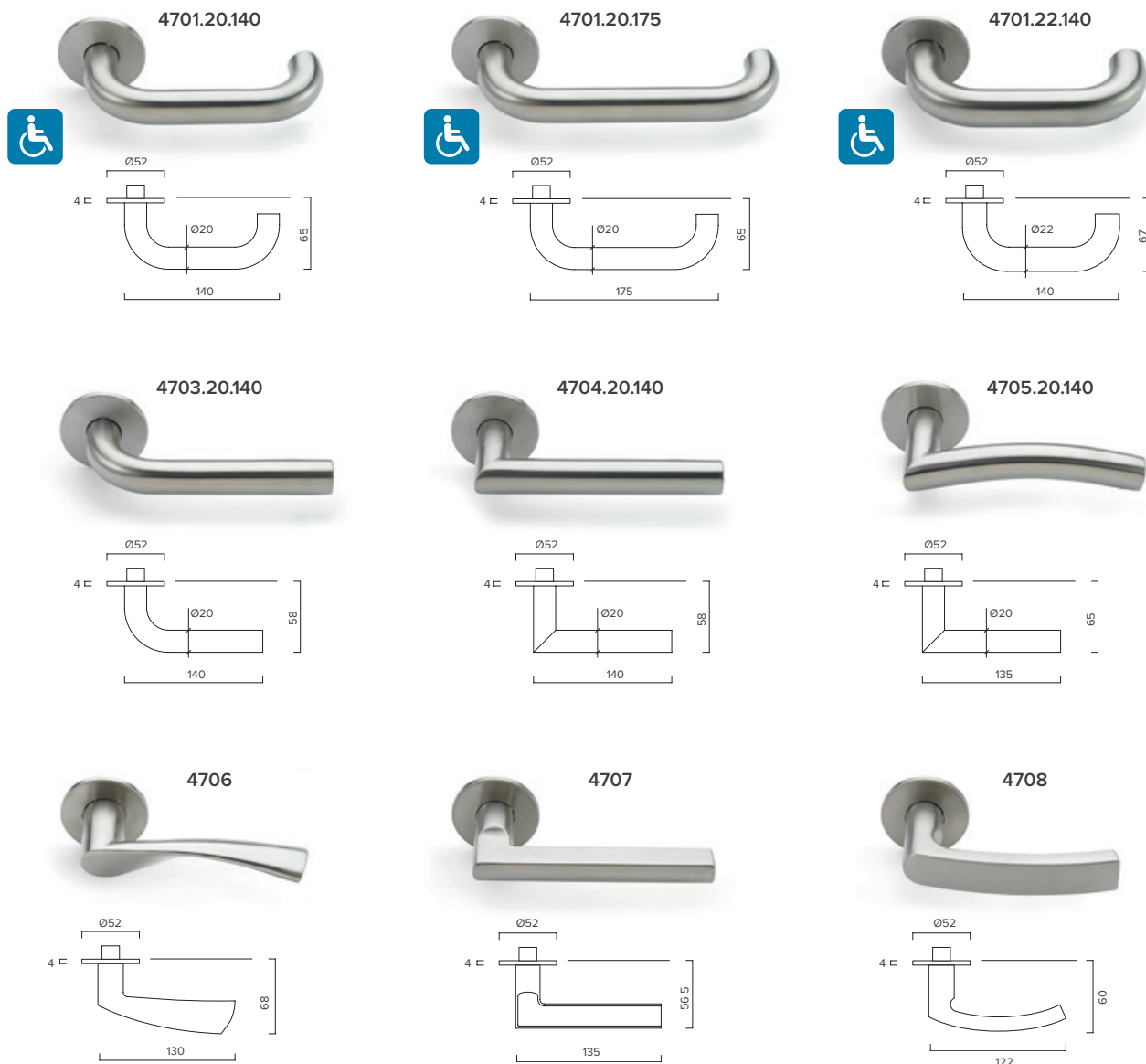
Fire tested to EN 1634-1 for use on fire doors up to 120 mins timber / 4hr steel
[* May be fitted to fully insulated steel based doorsets or uninsulated steel based doorsets where the closer is fitted to the fire risk face only].

Items marked with the wheelchair symbol meet the recommendations of BS 8300 for easy access.

Environmental Product Declaration in accordance with ISO 14025 and EN 15803

DoP available at www.doorhardware-online.co.uk

Briton 4700 Series



All dimensions are in mm

Finishes

All levers are available in stainless steel with a satin finish.



SS
Satin stainless
steel

Accessories

A range of accessories, including all lockcase function escutcheons are available in a matching satin stainless steel finish. See data sheet DF002.

4700 Series

General Maintenance


Door Furniture

Door furniture, including lever handles require very little general maintenance.

Annually check for smooth operation and ensure the lever freely returns to the horizontal position. Ensure all fixings remain tight.

Annually check pull handles, bolts, door stops, signs and indicators paying particular attention to all fixings.

General cleaning procedures should be followed in accordance with the "Care of Finishes" on page 16 of the 'Service & Maintenance Guide'.



LEVER FURNITURE

Provided it has been installed correctly and is used in conjunction with a suitable lockcase, your lever furniture should require only occasional checking and cleaning. Highly finished items which are regularly handled should be checked more frequently and kept clean.

The operation of the lever handles should be checked in association with checking the lockcase (see lockcase data sheets).

MONTHLY

Check the lever furniture for dirt and grease and wipe clean as directed by the "Care of Finishes" on page 16 of the 'Service & Maintenance Guide'.



ANNUALLY

Check that all fixings are tight (this may mean removing the snap on covers of roses) and that the levers are properly aligned each side of the door. Make sure the levers are firmly seated in the rose/plate and tighten the grub screw fixing into the spindle if necessary.



Check the operation of the lever handles ensuring that they operate smoothly and return to the horizontal position at all times.



Check the operation of thumbturns and indicator/emergency releases on bathroom locks ensuring they operate the deadbolt smoothly.